



How to Register for Healthy Tracks:

1. To register for a Healthy Tracks account you will need the following:
 - a. Your Senior Care Plus health insurance card
 - b. A valid email address
2. Click on the “Register Your Healthy Tracks Account Here” link at seniorcareplus.com or type seniorcareplus.myhealthytracks.com into your internet browser. You will see the screen below:

Senior Care Plus

Login

Email

Password

Remember my email

Forgot Password?

Register

If you're having trouble with registration, please contact support at healthytracks@hometownhealth.com or 775-982-6644.

3. Click “Register.” As you fill out the registration form:
 - a. Enter your first and last name as they appear on your Senior Care Plus health insurance card. No middle initial is required.
 - b. Enter a valid email address. After you submit the form, you will receive an email asking you to confirm your registration.
 - c. Create a password that is a minimum of 8 characters in length and includes at least one uppercase letter, one lowercase letter and one number.
 - d. Check both boxes and click Register.



Registration Senior Care Plus

First Name *

Emily

This must match your Senior Care Plus MemberID

Last Name *

Test

This must match your Senior Care Plus MemberID

Email *

healthytracks@hometownhealth.com

Confirm Email *

healthytracks@hometownhealth.com

Password *

••••••••



Must be at least eight characters in length, contain at least one uppercase letter, lowercase letter, and number.

Confirm Password *

••••••••



Date Of Birth *

1/1/1960



mm/dd/yyyy

Sex *

Female



- I have read and agree with the terms and conditions of the [Privacy Policy](#).
- I have read and agree with the terms and conditions of the [End User Level Agreement](#)

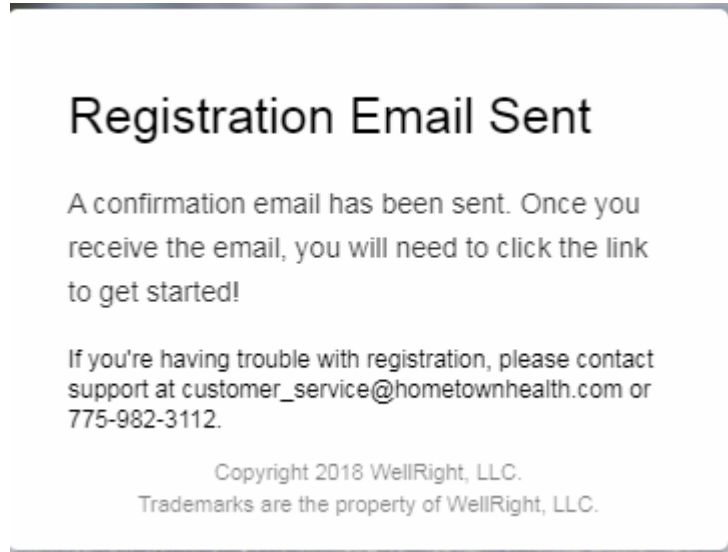
Cancel

Register

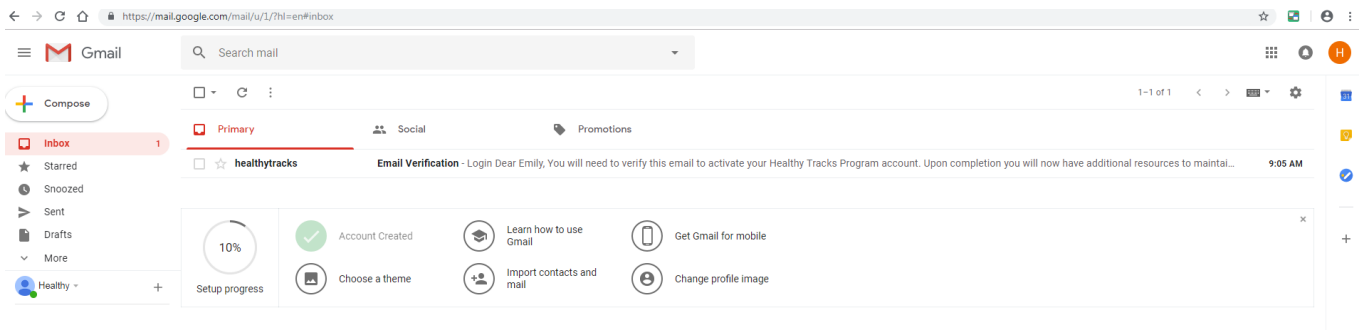
If you're having trouble with registration, please contact support at customer_service@hometownhealth.com or 775-982-3112.



4. After clicking "Register" the box below will appear on your screen.

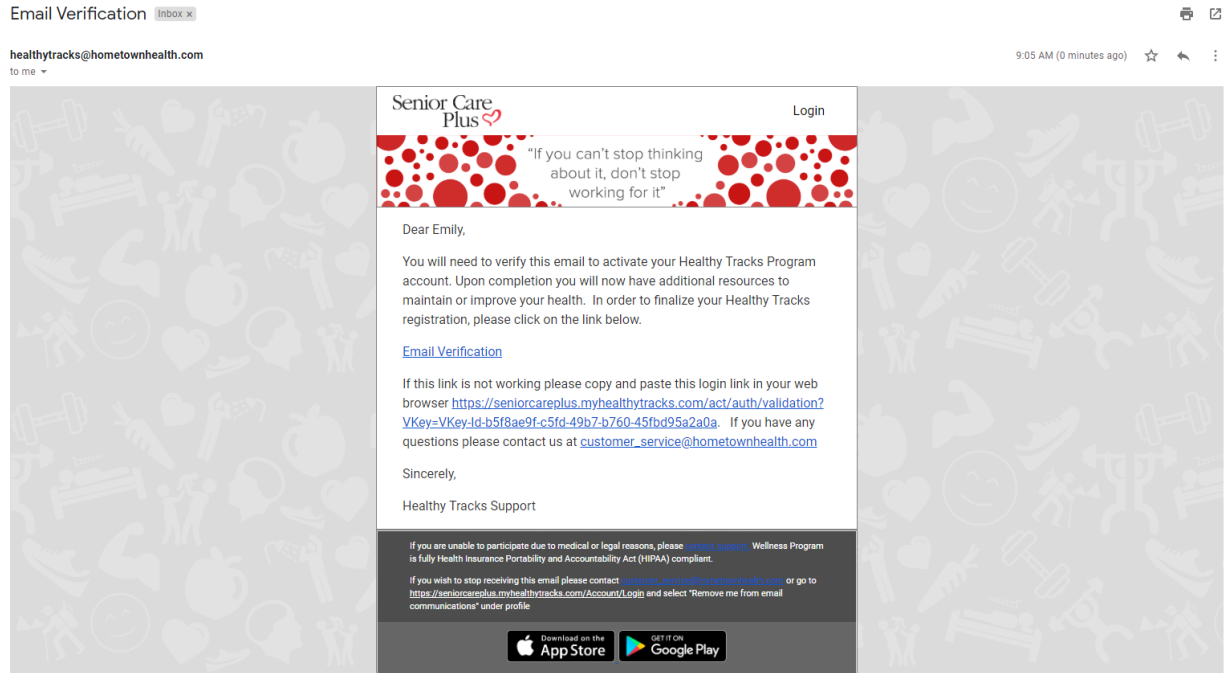


5. Next, open up your email account. Open the email from Healthy Tracks. Note: If you do not see an email from Healthy Tracks, please look in the Junk or Spam folder.





- 6. In the Healthy Tracks email you received, click on the “Email Verification” link. This is a security measure that verifies your email address with Healthy Tracks.



- 7. You have now successfully verified your email! You will be re-directed to the Healthy Tracks website and your new homepage will appear. Congratulations! You have completed your Healthy Tracks registration! If you would like additional assistance registering your account, please call the Healthy Tracks Team at 775-982-6644.

